


# ACTIVITY REPORT

DECEMBER 2020



**Happy Makar Sankranti,  
Makaravilakku, Lohri & Republic Day**  
Sabarimala Temple, Kerala

# About us

The National Cooperative Dairy Federation of India Limited (NCDFI), established in 1970, is an apex body of dairy/oil cooperatives. Its members include federal dairy cooperatives of states / union territories and the National Dairy Development Board (NDDB) as its institutional member.

The primary objective of the NCDFI is to facilitate the working of dairy cooperatives through coordination, networking and advocacy.

Major activities of the NCDFI are: coordination of milk and milk product supplies to defence services; providing online marketplace for dairy industry; and working for genetic improvement of cattle.

Total business transacted by the NCDFI during the financial year 2019-20 was ₹ 3,402 crores.



The adoption of technology and its application to ensure better returns to dairy cooperatives and in turn to milk producers has been the primary focus of the NCDFI. One such initiative is NCDFI eMarket which was launched on June 10, 2015.

The commodities being traded on the NCDFI eMarket platform are Dairy Products, Cattle Feed Ingredients, Edible Oils, Fodder Seeds, Packaging Materials, Sugar, Chemicals, Scrap, etc., apart from various service contracts. The platform ensures transparent, fair, economic and fast dealings for all the members.



## NCDFI eMarket Offices

### Andhra Pradesh

Guntur  
Vijayawada

### Bihar

Patna

### Delhi

New Delhi

### Gujarat

Ahmedabad  
Anand

### Haryana

Chandigarh

### Jharkhand

Ranchi

### Karnataka

Bengaluru  
Mysore  
Shimoga

### Kerala

Ernakulam (Kochi)

### Madhya Pradesh

Bhopal  
Indore  
Katni  
Vidisha

### Maharashtra

Mumbai  
Nagpur  
Pune

### Uttar Pradesh

Lucknow

### Tamil Nadu

Chennai  
Coimbatore  
Erode

### Odisha

Bhubaneswar  
Nabarangpur

### Punjab

Chandigarh  
Ludhiana

### Rajasthan

Jaipur  
Jodhpur

### Telangana

Hyderabad

### West Bengal

Kolkata  
Siliguri

# At a Glance

# 2020-21

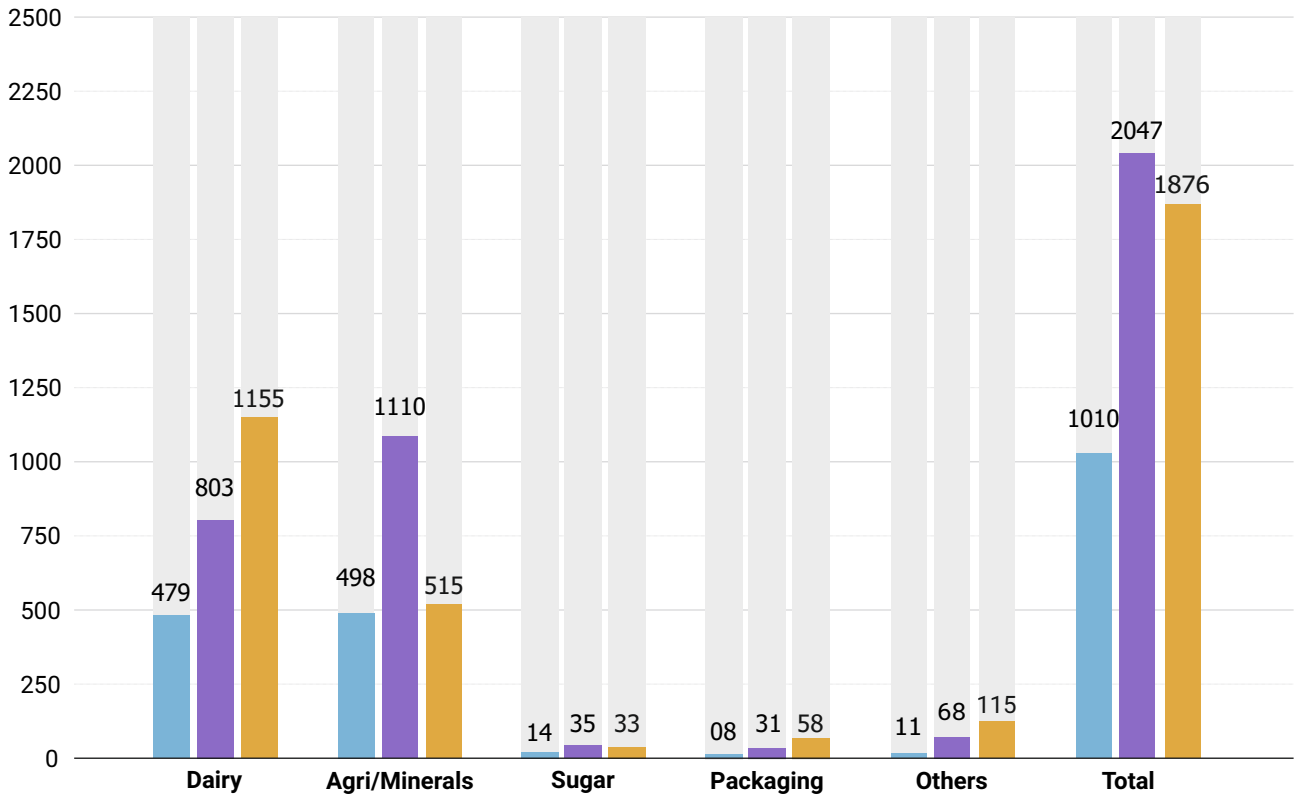
Commodity	Number of Auctions	Quantity Concluded	Unit
<b>Dairy</b>			
Forward Auctions	826	22,868	MT
Auction Sale	1,396	21,513	MT
Auction Sale (Milk)	331	2,49,75,000	Ltr
Reverse Auctions	132	7,641	MT
Auction Purchase (Milk)	6	6,00,000	Ltr
Milk Conversion	15	4,00,50,000	Ltr
<b>Packaging</b>			
	1,223	51,94,13,094	Nos
	295	33,71,081	Kgs
Reverse Auctions	25	1,74,067	Rolls
	1	11,000	Gross
	1	50	Ream
<b>Cattle Feed Ingredient</b>			
Reverse Auctions	2,516	3,50,679	MT
<b>Sugar</b>			
Reverse Auctions	281	8,962	MT
<b>Chemicals</b>			
Reverse Auctions	139	8,27,000	Kgs
<b>Chocolates</b>			
Reverse Auctions	44	8,23,613	Kgs
<b>Dry Fruits &amp; Nuts</b>			
Reverse Auctions	35	17,491	Kgs
<b>Others</b>			
	45	41,440	MT
	13	95,000	Nos
Reverse Auctions	2	18,001	KL
	24	7,43,039	Kgs
	5	3,930	Pouch
	1	57,783	Bottles
<b>Transport</b>			
	16	Annual	Kms
	3	80,400	
Reverse Auctions	4,564	1,40,345	MT
	17	109	Trip
	706	Annual	
<b>Scrap</b>			
	351	62,11,867	Kgs
Forward Auctions	146	14,41,946	Nos
	1	11	Lot
	66	358	MT
	3	-	Ltr
<b>Compound Cattle Feed</b>			
Reverse Auctions	7	12,303	MT
<b>Corn</b>			
Reverse Auctions	6	600	MT
<b>Fodder Seeds</b>			
Reverse Auctions	18	6,950	Kgs

## Transacted Business (₹ in Crore)

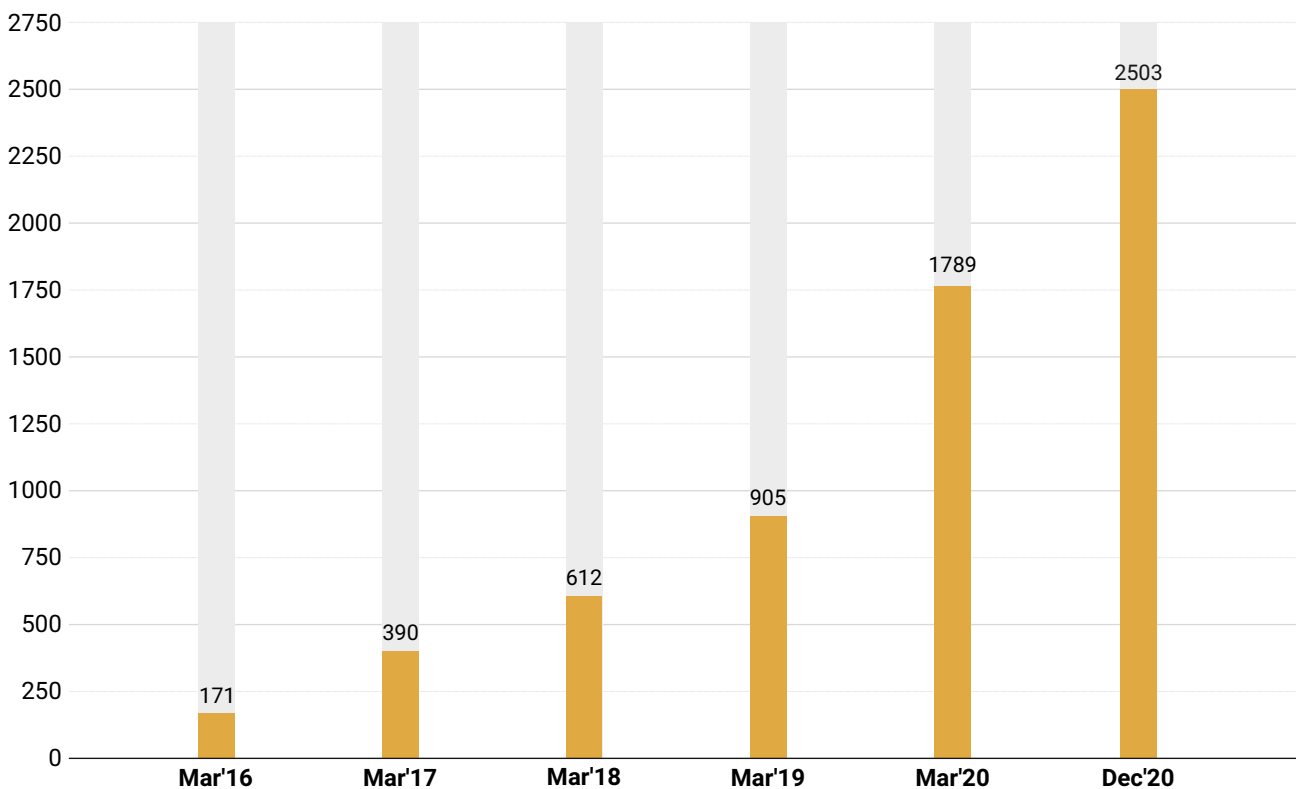
FY 18-19

FY 19-20

FY 20-21



## Members of NCDFI eMarket



# Product List

## Dairy



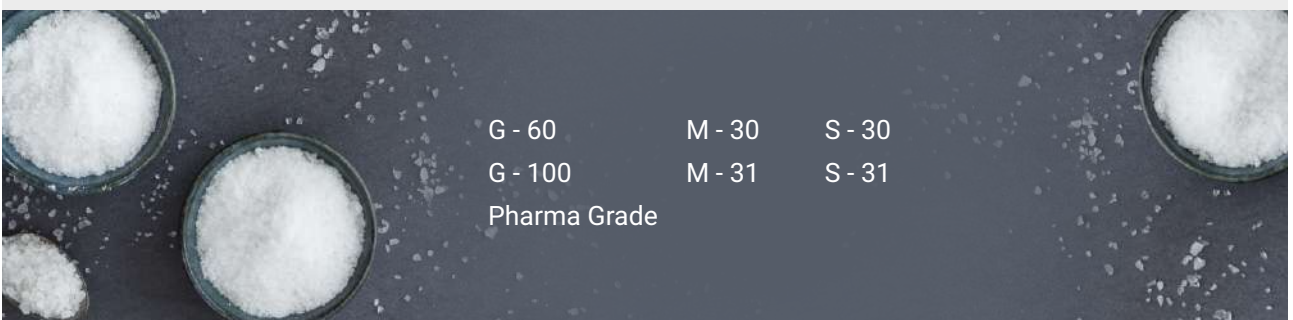
Bulk Milk	Scum Ghee
Butter	SMP
Cheese	Sweep Powder
ETP Wet Solid	Whey Powder
Ghee	WMP

## Cattle Feed Ingredients

**N** New Product

Bajra	Gur	Rice
Barley	Gypsum	Rice Bran/Polish
Bentonite Power	Horse Gram	Sal Seed
Calcite Powder	Inorganic Minerals	Salt
Calcium Carbonate	Jowar	Sesame Meal
Calcium Powder	Kemin Maxim Dry	Shea
Chromium	Koran Bran	Soya Bean Meal
Cobalt Sulphate	Lacto Vanilla	Sun Flower Meal
Coconut Meal	Magnesium Oxide	Sweetener
Coffee Husk Powder	Maize	Tapioca
Copper Sulphate	Manganese Sulphate	Trace Minerals
Cotton Seed Meal	Mineral Mixtures	Tur
Dicalcium Phosphate	Molasses	Urea
Gram	Mustard Meal	Wheat
Groundnut Meal	Palm Kernel Cake	Yeast
Guar Korma Meal	Pottasium Iodide	Zinc Sulphate
Ground Nut Shell Powder	Ragi	Jaggery <b>N</b>
	Sodium Thio Sulphate Dried / Monodhydrates	

## Sugar



G - 60	M - 30	S - 30
G - 100	M - 31	S - 31
Pharma Grade		

## Edible Oils

Coconut Oil  
Crude Palm Kernel Oil  
Crude Palmolein Oil  
Gingelly Oil  
Groundnut Oil

Palmolein Oil  
Rice Bran Oil  
Sunflower Oil  
Super Olein Oil

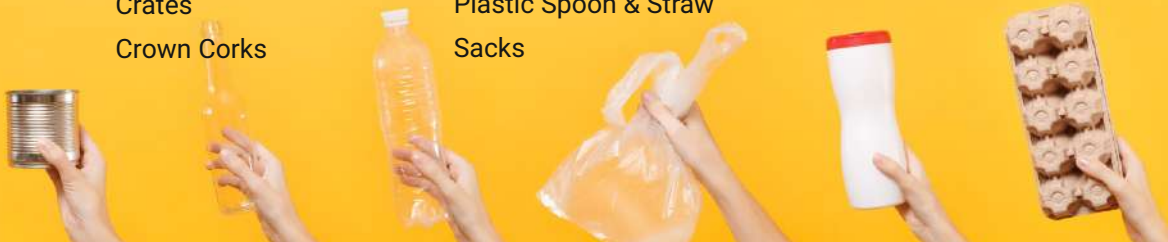


## Packaging Materials

Aluminum Foils  
Bags  
BOPP Bags  
Bottles  
Box Strapping Rolls  
Boxes  
Buckets  
Butter Sheet  
Caps  
Carry Bags  
Ceeka Carton  
Clips  
Corrugated Boxes  
Covers  
Crates  
Crown Corks

Glasses & Cups  
Ice Cream Cone with sleeves  
Jars  
Labels  
Laminates  
Mono Cartons  
Mulching Sheet  
P.P. Strap Rolls  
Pallets  
Paper Reams  
Paper Rolls  
Paperboard Lid  
Parchment Paper  
Poly Films  
Plastic Spoon & Straw  
Sacks

Sleeves  
Stickers  
Stitching Thread  
Tape Rolls  
Tins  
Tissue Paper  
Wooden Spoon & Stick



## Scrap

Corrugated Boxes  
Metal Steel & Cast Iron  
Plastic Scrap  
Polyfilm  
Printed Milk Film Rolls


Spools  
Used Bags  
Wooden Scrap



## Chemicals

Alginate Powder  
Amyl Alcohol  
Bleaching Powder  
Caustic Soda  
Hydrogen Peroxide  
Idopher  
Lysine

Anhydrous Ammonia Gas (Liquid)  
Methonine  
Nitric Acid  
Nuvan  
Soap Oil  
Trisodium Phosphate  
Washing Soda



## Others

**N** New Product

Badam Essence (Maharaja)  
Biomass Briquettes  
Copper Glycinate  
Natural Vanilla Extracts  
Liquid Glucose  
Palm Sludge Powder  
Medical Latex Gloves  
Butterscotch Crackle  
Blueberry Fruit Filling  
Raspberry Fruit Filling  
Disposable Head Cap  
Nicotinamide  
Mango Pulp  
LysiGEM  
Metapiral  
N. B. Sac  
Ground Nut  
Rice Flakes  
Rice Husk

Face Mask  
Citric Acid  
NIACIN  
Folic Acid  
Natural Red Algae Based Buffer  
Tutti Fruity Fruit Green / Red  
Butter Milk Blend- VD (Spice Flavour)  
Curd Cultures Danisco  
Tert-Butyl Hydroquione  
Dimethyl Polysiloxane  
Rice Husk Briquettes  
Nisin **N**  
Polydextrose **N**  
Maltitol **N**  
Isomalt **N**  
Stabilizers **N**

Vitamins  
Vitamin-A (Acetate)  
Vitamin-B1  
Vitamin-B12  
Vitamin-B2  
Vitamin-C

## Fodder Seeds

### Sorghum

Sorghum Hybrid Forage (SSG-898)  
SSG Multi-Cut Sorghum  
CSH 24MF Multi-Cut Sorghum

### South African Tall Maize

Cowpea (UPC-8705)



## Services

### **Transport**

Ambient Trucks  
Coal Trucks  
Insulated Road Milk Tankers  
Milk/Product Distribution Trucks  
Oil Tankers  
Refrigerated Trucks

### **Manpower**

House Keeping  
Plant Workers

### **Deep Freezers Hiring**

**Pest Control**  
**Milk Conversion**

## Dry Fruits & Nuts

Almonds  
Cashew Nut Kernels  
Pistachio Kernels  
Raisins  
Walnut

## Chocolates

Choco Chips  
Cocoa Butter  
Cocoa Powder  
Dark Chocomass  
Milk Chocomass  
Milk Compound Covering  
Plain Compound Covering



## Transacted Volumes

Product	2020-21*	2019-20
<b>Dairy</b>	<b>Quantity (MT)</b>	
SMP	32,934	15,777
Butter	15,986	5,028
WMP	1,755	585
Cheese	-	475
Whey Powder	1,132	221
Ghee	215	25
<b>Bulk Milk</b>	<b>Quantity (Ltr)</b>	
Raw Chilled Milk	1,88,25,000	5,28,27,000
Separated Skimmed Milk	67,50,000	1,91,65,000
<b>Cattle Feed Ingredients</b>	<b>Quantity (MT)</b>	
Rice Bran/Polish	1,89,650	2,60,825
Maize	52,334	2,04,664
Cotton Seed Meal	18,435	26,345
Mustard Meal	31,880	22,705
Wheat	70	11,930
Coconut Meal	6,035	9,525
Calcite Powder	9,685	7,540
Gypsum	-	5,200
Coffee Husk Powder	1,990	5,160
Di Calcium Phosphate	2,060	4,448
Salt	9,158	3,412
Urea	2,252	2,892
Rice	850	2,705
Bajra	2,813	2,400
Tur	-	2,400
Shea	-	2,020
Sun Flower Meal	1,550	1,700
Soya Bean Meal	2,075	1,480
Palm Kernal Cake	1,310	1,400
Sugar (All Grades)	8,962	9,477
Compound Cattle Feed	12,303	-
Corn	600	-

\* Upto December 31, 2020

## Dairy

## Concluded Trades

Brand	Quantity (MT) (December 2020)				
	SMP	Butter	Whey Powder	Ghee	WMP
	4,111	861	382		100
	2,481	886		15	
	500				
	450				
	350				
					300
	200				
	50	100			
	75	25			
	50	50			
	50				
		40			
	10				30
		02			

## Bulk Milk

## Concluded Trades

Location	Raw Chilled Milk		
	Qty (Ltrs)	Ex-Chilling Centre Rate (₹/Kg. TS)	Trade date
Krishnagiri	4,50,000	231	01-Dec-20
Tiruppur	11,25,000	223	
Tiruvannamalai	6,75,000	229	08-Dec-20
Dharmapuri	3,75,000	237	15-Dec-20
Karur	2,25,000	247	
Krishnagiri	4,50,000	248	
Theni	2,25,000	250	
Tiruppur	6,75,000	244	
Vellore	2,25,000	255	22-Dec-20
Tiruchirapalli	6,75,000	240	
Tiruppur	11,25,000	244	
Tiruvannamalai	6,75,000	240	

Location	Separated Skimmed Milk		
	Qty (Ltrs)	Ex-Chilling Centre Rate (₹/Kg. TS)	Trade date
Erode	2,25,000	181	01-Dec-20
Salem	6,00,000	182	
Erode	4,50,000	208	15-Dec-20
Padalur	3,00,000	209	
Vellore	1,35,000	188	
Erode	2,25,000	204	22-Dec-20
Kakkalur	2,25,000	195	
Padalur	4,50,000	201	

**Seller**



**Tamilnadu Cooperative  
Milk Producers' Federation Ltd.**

## Cattle Feed Ingredients

## Concluded Trades

Details of Trades				
State	Place	Qty (MT)	FOR Rate (₹/Kg)	Trade date
<b>Maize</b>				
Gujarat	Bidaj	60	14.70	16-Dec-20
Karnataka	Dharwad	1,500	15.35	24-Nov-20
	Gubbi	4,000	15.75	
	Hassan	9,000	15.69	
	Rajanukunte	4,000	15.85	
	Shikaripura	1,500	15.17	
Kerala	Palakkad	60	17.37	17-Dec-20
	Pattanakad	300	17.50	
Madhya Pradesh	Bandole	100	14.48	19-Dec-20
	Pachama	50	14.22	
	Shivpuri	75	13.89	
Tamil Nadu	Erode	500	15.74	30-Dec-20
Uttar Pradesh	Raebareli	30	16.25	22-Dec-20
<b>Maize Gluten Feed</b>				
Karnataka	Dharwad	200	16.50	25-Nov-20
	Gubbi	500	15.38	
	Hassan	600	15.39	
	Rajanukunte	375	17.00	
	Shikaripura	450	16.00	
<b>De Oiled Rice Bran</b>				
Andhra Pradesh	Amadalavalasa	800	10.82	25-Nov-20
	Anakapalli	550	11.23	
	Guntur	700	10.80	
Gujarat	Navsari	500	10.40	02-Dec-20
	Rajkot	900	09.41	10-Dec-20
Karnataka	Dharwad	1,500	09.40	25-Nov-20
	Gubbi	2,625	09.79	
	Hassan	3,000	09.45	
	Rajanukunte	1,125	09.39	
Kerala	Pattanakad	500	13.00	17-Dec-20
		1,200	13.40	26-Dec-20

## Cattle Feed Ingredients

## Concluded Trades

Details of Trades				
State	Place	Qty (MT)	FOR Rate (₹/Kg)	Trade date
<b>De Oiled Rice Bran</b>				
Madhya Pradesh	Mangalia	1,500	08.44	28-Dec-20
	Pachama	2,000	07.95	
	Sagar	400	07.79	19-Dec-20
	Shivpuri	400	07.89	
Tamil Nadu	Erode	2,000	12.28	24-Dec-20
Uttar Pradesh	Raebareli	10	08.99	22-Dec-20
<b>Rice Polish</b>				
Madhya Pradesh	Bandole	200	12.55	28-Dec-20
	Mangalia	600	12.11	
	Pachama	600	12.21	19-Dec-20
	Sagar	75	11.50	
	Shivpuri	200	13.15	28-Dec-20
Tamil Nadu	Erode	500	16.48	04-Dec-20
<b>Broken Rice</b>				
Madhya Pradesh	Pachama	50	09.90	19-Dec-20
	Sagar	50	09.70	
<b>Active Live Yeast</b>				
Andhra Pradesh	Guntur	0.4	299.00	21-Dec-20
<b>Bajra</b>				
Madhya Pradesh	Mangalia	100	13.32	
	Pachama	150	13.59	19-Dec-20
	Shivpuri	25	13.47	
<b>Calcite Powder</b>				
Andhra Pradesh	Guntur	60	02.99	21-Dec-20
Jharkhand	Ranchi	40	03.73	17-Dec-20
Karnataka	Shikaripura	100	03.45	25-Nov-20
Kerala	Malampuzha	50	03.85	05-Dec-20
		50	03.90	15-Dec-20
	Pattanakad	50	04.52	10-Dec-20
		100	04.55	17-Dec-20
<b>Coconut Extraction</b>				
Kerala	Pattanakad	100	19.10	17-Dec-20
		100	18.80	26-Dec-20

# Cattle Feed Ingredients

# Concluded Trades

## Details of Trades

State	Place	Qty (MT)	FOR Rate (₹/Kg)	Trade date
<b>Cottonseeds Doc</b>				
Karnataka	Gubbi	750	26.04	
	Rajanukunte	313	25.80	25-Nov-20
	Shikaripura	625	25.80	
<b>Common Salt</b>				
Andhra Pradesh	Guntur	80	03.48	21-Dec-20
Kerala	Malampuzha	50	03.20	05-Dec-20
		50	03.13	15-Dec-20
		50	03.41	07-Dec-20
	Pattanakad	50	03.39	17-Dec-20
		50	03.35	26-Dec-20
Uttar Pradesh	Raebareli	01	04.50	22-Dec-20
<b>Copper Sulphate</b>				
Tamil Nadu	Erode	03	173.33	24-Dec-20
<b>De Corticated Cottonseed Extraction</b>				
Kerala	Malampuzha	150	26.89	05-Dec-20
		150	27.50	15-Dec-20
		50	27.90	28-Dec-20
	Pattanakad	100	27.96	07-Dec-20
		100	27.50	17-Dec-20
		100	27.90	26-Dec-20
<b>De Oiled Groundnut Cake</b>				
Madhya Pradesh	Bandole	25	25.99	
	Mangalia	50	22.96	
	Pachama	50	19.70	19-Dec-20
	Sagar	25	22.30	
	Shivpuri	25	24.75	
<b>De Oiled Rapeseed Cake</b>				
Karnataka	Hassan	2,500	25.96	
	Rajanukunte	750	26.39	25-Nov-20
Madhya Pradesh	Bandole	100	20.79	
	Mangalia	600	18.63	
	Pachama	300	18.20	19-Dec-20
	Sagar	50	17.80	
	Shivpuri	200	19.69	

## Cattle Feed Ingredients

## Concluded Trades

Details of Trades				
State	Place	Qty (MT)	FOR Rate (₹/Kg)	Trade date
<b>De Oiled Rapeseed Extraction</b>				
Tamil Nadu	Erode	300	27.45	04-Dec-20
<b>Di Calcium Phosphate</b>				
Andhra Pradesh	Amadalavalasa	70	32.69	25-Nov-20
Kerala	Pattanakad	30	34.50	26-Dec-20
<b>Distiller's Dried Grain Solution (Rice)</b>				
Bihar	Patna	200	21.20	19-Dec-20
<b>Groundnut Extractions</b>				
Tamil Nadu	Erode	100	31.20	04-Dec-20
		100	29.95	08-Dec-20
<b>Jowar</b>				
Madhya Pradesh	Bandole	50	15.34	19-Dec-20
	Shivpuri	25	13.98	28-Dec-20
<b>Lysine</b>				
Andhra Pradesh	Guntur	0.11	167.00	21-Dec-20
Uttar Pradesh	Raebareli	0.03	367.00	07-Dec-20
<b>Methionine</b>				
Andhra Pradesh	Guntur	0.10	237.00	21-Dec-20
Uttar Pradesh	Raebareli	0.03	380.00	07-Dec-20
<b>Mineral Mixture (Without Salt)</b>				
Kerala	Malampuzha	50	45.50	10-Dec-20
	Pattanakad	50	49.00	26-Dec-20
<b>Mustard Oil Cake</b>				
Uttar Pradesh	Raebareli	10	26.98	01-Dec-20
<b>Palm Kernal Cake</b>				
Andhra Pradesh	Anakapalli	240	12.00	25-Nov-20
<b>Soyabean Meal</b>				
Kerala	Malampuzha	75	40.85	15-Dec-20
<b>Sucram</b>				
Tamil Nadu	Erode	0.10	1,137.00	08-Dec-20
<b>Tamarind Seed Husk</b>				
Kerala	Malampuzha	50	08.58	05-Dec-20
	Pattanakad	100	08.39	07-Dec-20

## Cattle Feed Ingredients

## Concluded Trades

Details of Trades				
State	Place	Qty (MT)	FOR Rate (₹/Kg)	Trade date
<b>Technical Grade Urea</b>				
Andhra Pradesh	Anakapalli	30	22.80	25-Nov-20
Kerala	Pattanakad	50	22.90	17-Dec-20
Madhya Pradesh	Pachama	40	23.01	19-Dec-20
	Shivpuri	15	23.60	
Tamil Nadu	Erode	100	21.29	29-Dec-20
<b>Trace Minerals with Vitamins</b>				
Uttar Pradesh	Raebareli	0.20	75.00	07-Dec-20
<b>Vitamin (AD 3)</b>				
Kerala	Pattanakad	0.03	5,998.00	21-Dec-20
		0.03	4,799.00	26-Dec-20
<b>Vitamin (E)</b>				
Kerala	Pattanakad	0.03	1,000.00	17-Dec-20
		0.03	900.00	26-Dec-20

## Dairy Scrap

## Concluded Trades

Details of Trades				
State	Place	Qty (MT)	Ex-Plant Rate (₹/Kg)	Trade date
<b>Sweep Powder</b>				
Karnataka	Channarayapatna	32	90.00	08-Dec-20
	Kanakapura	05	85.00	
	Ramanagara	15	100.00	
Tamil Nadu	Erode	4.5	114.00	



## Sugar

## Concluded Trades

Details of Trades				
State	Place	Qty (MT)	FOR Rate (₹/Kg)	Trade date
<b>Sugar (G 60)</b>				
Uttar Pradesh	Etawah	30	35.00	29-Dec-20
West Bengal	Champadanga	20	37.99	18-Dec-20
<b>Sugar (G 100)</b>				
Delhi	Patparganj	30	35.17	01-Dec-20
<b>Sugar (M 30)</b>				
Madhya Pradesh	Bhopal	30	35.88	14-Dec-20
<b>Sugar (M 31)</b>				
Bihar	Muzaffarpur	150	37.21	08-Dec-20
Rajasthan	Jaipur	20	36.89	21-Dec-20
<b>Sugar (Pharma Grade)</b>				
		30	39.00	04-Dec-20
	Ballabgarh	30	38.20	16-Dec-20
Haryana		60	37.48	29-Dec-20
	Jind	30	38.58	04-Dec-20
		30	38.12	16-Dec-20
	Sirsa	40	38.29	29-Dec-20
<b>Sugar (S 30)</b>				
Chhattisgarh	Urla Durg	25	36.38	01-Dec-20
Telangana	Hyderabad	22	33.30	18-Dec-20
<b>Sugar (S-31)</b>				
Haryana	Rohtak	24	36.97	03-Dec-20

## Corn

## Concluded Trades

Details of Trades				
State	Place	Qty (MT)	*FOR Rate (₹/Kg)	Trade date
<b>Frozen Sweet Corn Whole Kernel</b>				
Delhi	Mangolpuri	200	38.90	01-Dec-20

\* Exclusive of GST

## Packaging Materials

## Concluded Trades

## Details of Trades

State	Place	Qty	Unit	FOR Rate (₹/Unit)	Trade date
<b>Grease Proof Paper Cup</b>					
Haryana	Sonipat	1,20,000	Nos	00.07	21-Nov-20
<b>Matka Shaped Container &amp; Lid (5 kg Dahi)</b>					
Maharastra	Nagpur	30,000	Nos	31.95	25-Nov-20
Uttar Pradesh	Pilkhuwa	4,19,025		25.80	
<b>Wooden Stick (94 mm)</b>					
North	Ballabgarh, Ghaziabad, Rai and Patparganj	2,00,00,000	Nos	00.16	31-Oct-20
<b>Wooden Stick (94 mm Paddle Type)</b>					
North	Ballabgarh, Ghaziabad, Rai and Patparganj	20,00,000	Nos	00.30	31-Oct-20
<b>Wooden Spoon (Wrapped-Imported)</b>					
North	Ballabgarh, Ghaziabad, Rai and Patparganj	3,00,00,000	Nos	00.21	10-Nov-20
<b>Wooden Stick (114 mm)</b>					
West Bengal	Kolkata	65,00,000		00.19	10-Nov-20
North	Ballabgarh, Ghaziabad, Rai and Patparganj	14,10,00,000	Nos	00.19	12-Nov-20
West	Warana and Mehsana	1,05,00,000		00.19	
<b>Heat Shrink Sleeves Water Bubble Caps (20 litre)</b>					
Telangana	Hyderabad	1,00,000	Nos	*01.11	24-Nov-20
<b>Wooden Spoon (Wrapped-Imported)</b>					
West Bengal	Kolkata	95,00,000	Nos	00.23	12-Nov-20
West	Warana and Mehsana	65,00,000		00.23	
<b>Corrugated Boxes (Butter Cartons 20 kg)</b>					
Telangana	Hyderabad	4,000	Nos	*21.50	26-Nov-20
<b>Corrugated Boxes (Butter Milk Cartons Normal &amp; Premium 8 X 200 ml)</b>					
Telangana	Hyderabad	9,000	Nos	*06.00	26-Nov-20
<b>Corrugated Boxes (Cooking Butter Cartons 30 X 500 gms)</b>					
Telangana	Hyderabad	600	Nos	*30.99	26-Nov-20
<b>Corrugated Boxes (Curd/Basundi Cup Cartons 16 X 100 ml)</b>					
Telangana	Hyderabad	21,000	Nos	*06.00	26-Nov-20
<b>Corrugated Boxes (Doodhpeda Cartons 20 X 500 gms)</b>					
Telangana	Hyderabad	5,000	Nos	*17.00	26-Nov-20
<b>Corrugated Boxes (Doodhpeda Cartons 40 X200 gms)</b>					
Telangana	Hyderabad	10,000	Nos	*17.00	26-Nov-20

\* Inclusive of GST

## Packaging Materials

## Concluded Trades

Details of Trades					
State	Place	Qty	Unit	FOR Rate (₹/Unit)	Trade date
<b>Corrugated Boxes (Doodhpeda Duplex Board Boxes Normal &amp; Elaichi 200 gms)</b>					
Telangana	Hyderabad	3,00,000	Nos	*04.25	26-Nov-20
<b>Corrugated Boxes (Doodhpeda Duplex Board Boxes Normal &amp; Elaichi 500 gms)</b>					
Telangana	Hyderabad	60,000	Nos	*05.25	26-Nov-20
<b>Corrugated Boxes (Extra Thick Cartons 20 X 500 ml)</b>					
Telangana	Hyderabad	40,000	Nos	*19.21	26-Nov-20
<b>Corrugated Boxes (Ghee Polypack Cartons 12 X 1000 ml)</b>					
Telangana	Hyderabad	1,80,000	Nos	*22.99	26-Nov-20
<b>Corrugated Boxes (Ghee Polypack Cartons 24 X 500 ml)</b>					
Telangana	Hyderabad	48,000	Nos	*22.99	26-Nov-20
<b>Corrugated Boxes (Ghee Polypack Cartons 60 X 200 ml)</b>					
Telangana	Hyderabad	4,800	Nos	*22.99	26-Nov-20
<b>Corrugated Boxes (Ghee Tin Cartons 12 X 1000 ml)</b>					
Telangana	Hyderabad	9,000	Nos	*30.00	26-Nov-20
<b>Corrugated Boxes (Ghee Tin Cartons 24 X 500 ml)</b>					
Telangana	Hyderabad	9,000	Nos	*22.00	26-Nov-20
<b>Corrugated Boxes (Ghee Tin Cartons 4 X 5 litre)</b>					
Telangana	Hyderabad	7,200	Nos	*30.75	26-Nov-20
<b>Corrugated Boxes (Ghee Tin Cartons 60 X 200 ml)</b>					
Telangana	Hyderabad	3,600	Nos	*26.50	26-Nov-20
<b>Corrugated Boxes (Laddu)</b>					
Haryana	Sonipat	500	Nos	49.00	26-Nov-20
<b>Corrugated Boxes (Lassi Cartons 8 X 200 ml)</b>					
Telangana	Hyderabad	40,000	Nos	*06.00	26-Nov-20
<b>Corrugated Boxes (Paneer Cartons)</b>					
Telangana	Hyderabad	12,000	Nos	*27.00	26-Nov-20
<b>Corrugated Boxes (Peda)</b>					
Haryana	Sonipat	500	Nos	49.00	26-Nov-20
<b>Corrugated Boxes (Pet Jar Cartons 12 X 1 litre)</b>					
Telangana	Hyderabad	1,200	Nos	*33.00	26-Nov-20
<b>Corrugated Boxes (Pet Jar Cartons 24 X 500 ml)</b>					
Telangana	Hyderabad	1,200	Nos	*28.50	26-Nov-20
<b>Corrugated Boxes (Pet Jar Cartons 60 X 200 ml)</b>					
Telangana	Hyderabad	1,200	Nos	*30.75	26-Nov-20
<b>Corrugated Boxes (SFM Cartons 25 X 200 ml)</b>					
Telangana	Hyderabad	50,000	Nos	*11.00	26-Nov-20

\* Inclusive of GST

## Packaging Materials

## Concluded Trades

## Details of Trades

State	Place	Qty	Unit	FOR Rate (₹/Unit)	Trade date
<b>Corrugated Boxes (Style Cartons 20 X 500 ml)</b>					
Telangana	Hyderabad	2,50,000	Nos	*18.98	26-Nov-20
<b>Corrugated Boxes (Style Cartons 30 X 200 ml)</b>					
Telangana	Hyderabad	3,20,000	Nos	*14.48	26-Nov-20
<b>Corrugated Boxes (Suprabhatam Cartons 20 X 500 ml)</b>					
Telangana	Hyderabad	80,000	Nos	*19.22	26-Nov-20
<b>Corrugated Boxes (Suprabhatam Cartons 30 X 200 ml)</b>					
Telangana	Hyderabad	30,000	Nos	*14.88	26-Nov-20
<b>Corrugated Boxes (Table Butter Cartons 160 X 100 gms)</b>					
Telangana	Hyderabad	1,800	Nos	*25.50	26-Nov-20
<b>Corrugated Boxes (Table Butter Cartons 30 X 500 gms)</b>					
Telangana	Hyderabad	600	Nos	*30.00	26-Nov-20
<b>Mono Cartons (Laddu)</b>					
Haryana	Sonipat	10,000	Nos	07.48	26-Nov-20
<b>Mono Cartons (Peda)</b>					
Haryana	Sonipat	10,000	Nos	06.90	26-Nov-20
<b>Sealing Film (Laddu and Peda)</b>					
Haryana	Sonipat	100	Kgs	590.00	26-Nov-20
<b>Tray (Laddu)</b>					
Haryana	Sonipat	10,000	Nos	03.10	26-Nov-20
<b>Tray (Peda)</b>					
Haryana	Sonipat	10,000	Nos	02.80	26-Nov-20
<b>SFM Glass Bottle (200 ml)</b>					
Chhattisgarh	Urla Durg	80,000	Nos	*05.90	08-Dec-20
<b>Base Plate - Bread Slices (350 gms White Sandwich)</b>					
Haryana	Kundli	4,05,000	Nos	00.26	11-Dec-20
<b>Bread Pouch (350 gms White Sandwich)</b>					
Haryana	Kundli	4,05,000	Nos	00.78	11-Dec-20
<b>HDPE woven Bag (25 kg SMP)</b>					
Tamil Nadu	Erode	40,000	Nos	*24.70	16-Dec-20
<b>LDPE Liner (25 kg SMP)</b>					
Tamil Nadu	Erode	6,000	Kgs	*124.80	16-Dec-20
<b>IML Plastic Tub Square Design (750 ml Ice Cream)</b>					
Haryana	Ballabgarh	4,00,000	Nos	15.45	20-Nov-20
<b>Aluminium Foil Lids (5 kg Dahi Tub)</b>					
West	Warana and Mehsana	45,000	Nos	00.92	04-Dec-20

\* Inclusive of GST

## Packaging Materials

## Concluded Trades

Details of Trades					
State	Place	Qty	Unit	FOR Rate (₹/Unit)	Trade date
<b>Aluminium Foil Lids (80 gms/ 85 gms/ 200 gms Dahi Cup)</b>					
West Bengal	Kolkata	1,42,43,104	Nos	00.34	04-Dec-20
<b>Aluminum Foil (100 ml Ghee Pet Jar)</b>					
Chhattisgarh	Urla Durg	1,00,000	Nos	*00.10	15-Dec-20
<b>Crown Cork</b>					
Chhattisgarh	Urla Durg	2,00,000	Nos	*00.40	15-Dec-20
<b>Cone with Sleeves (100 ml Cone)</b>					
North	Ballabgarh, Ghaziabad, Rai and Patparganj	2,60,00,000	Nos	01.66	23-Nov-20
West	Warana and Mehsana	32,00,000		01.85	
West Bengal	Kolkata	20,00,000		01.78	
<b>Cone with Sleeves (100 ml Oreo Cone)</b>					
North	Ballabgarh, Ghaziabad, Rai and Patparganj	8,50,000	Nos	01.90	23-Nov-20
<b>Cone with Sleeves (40 ml Cone)</b>					
North	Ballabgarh, Ghaziabad, Rai and Patparganj	2,10,00,000	Nos	01.40	23-Nov-20
West Bengal	Kolkata	33,00,000		01.62	
<b>Cone with Sleeves (50 ml Cone)</b>					
North	Ballabgarh, Ghaziabad, Rai and Patparganj	1,02,00,000	Nos	01.40	23-Nov-20
West Bengal	Kolkata	6,50,000		01.53	
<b>Paper Lids (60 ml/75 ml/90 ml)</b>					
North	Ballabgarh, Ghaziabad, Rai and Patparganj	3,05,00,000	Nos	00.15	25-Nov-20
West	Warana and Mehsana	70,00,000		00.17	
West Bengal	Kolkata	64,00,000		00.16	
<b>Paper Lids (40 ml)</b>					
West Bengal	Kolkata	36,00,000	Nos	00.14	25-Nov-20
<b>Paper Lids (100 ml biscuit cones)</b>					
North	Ballabgarh, Ghaziabad, Rai and Patparganj	2,50,00,000	Nos	00.16	25-Nov-20
West	Warana and Mehsana	32,00,000		00.20	
West Bengal	Kolkata	32,00,000		00.19	

\* Inclusive of GST

## Packaging Materials

## Concluded Trades

## Details of Trades

State	Place	Qty	Unit	FOR Rate (₹/Unit)	Trade date
<b>Paper Lids (40 ml biscuit cones)</b>					
North	Ballabgarh, Ghaziabad, Rai and Patparganj	2,10,00,000	Nos	00.10	25-Nov-20
West Bengal	Kolkata	33,00,000		00.12	
<b>Paper Lids (50 ml biscuit cones)</b>					
North	Ballabgarh, Ghaziabad, Rai and Patparganj	1,02,00,000	Nos	00.10	25-Nov-20
West Bengal	Kolkata	6,50,000		00.14	
<b>Paper lids (French Vanilla/Nolen Gar)</b>					
North	Ballabgarh, Ghaziabad, Rai and Patparganj	54,00,000	Nos	00.24	25-Nov-20
<b>Aluminium Foil Lids (100 gms Yoghurt Cup)</b>					
Andhra Pradesh	Tirupati	20,85,509		00.35	
North	Ballabgarh, Ghaziabad, Rai and Patparganj	64,78,593	Nos	00.34	26-Nov-20
West	Warana and Mehsana	28,01,119		00.35	
<b>Aluminium Foil Lids (400 gms Dahi Cup)</b>					
Andhra Pradesh	Tirupati	14,73,917		00.43	
North	Ballabgarh, Ghaziabad, Rai and Patparganj	89,20,219	Nos	00.43	26-Nov-20
West	Warana and Mehsana	46,91,910		00.43	
West Bengal	Kolkata	36,58,928		00.43	
<b>Aluminium Foil Lids (5 kg Dahi Tub)</b>					
North	Ballabgarh, Ghaziabad, Rai and Patparganj	4,19,025	Nos	00.86	26-Nov-20
<b>Aluminium Foil Lids (80 gms/85 gms/200 gms Dahi Cup)</b>					
North	Ballabgarh, Ghaziabad, Rai and Patparganj	7,82,27,957		00.34	
West	Warana and Mehsana	1,96,46,032	Nos	00.34	26-Nov-20
Andhra Pradesh	Tirupati	68,03,699		00.34	
<b>Aluminium Foil Lids (2 kg Dahi Tub)</b>					
North	Ballabgarh, Ghaziabad, Rai and Patparganj	2,04,831	Nos	01.09	26-Nov-20
West	Warana and Mehsana	2,95,504		01.09	
<b>CeeKa Cartons (1000 gms Ghee Carton)</b>					
Gujarat	Junagadh	10,80,000	Nos	04.98	28-Nov-20

## Packaging Materials

## Concluded Trades

### Details of Trades

State	Place	Qty	Unit	FOR Rate (₹/Unit)	Trade date
<b>Ceeeka Cartons (1000 gms Ghee Carton)</b>					
Haryana	Karnal	25,20,000	Nos	05.03	28-Nov-20
Uttar Pradesh	Gajraula	8,40,000		04.95	
<b>Ceeeka Cartons (200 gms Ghee Carton)</b>					
Gujarat	Junagadh	1,00,000	Nos	01.93	28-Nov-20
<b>Ceeeka Cartons (500 gms Ghee Carton)</b>					
Gujarat	Junagadh	5,76,000	Nos	03.40	28-Nov-20
Haryana	Karnal	13,44,000		03.14	
Uttar Pradesh	Gajraula	2,64,000		03.17	
<b>Paper Cups (115 ml Ice Cream)</b>					
North	Ballabgarh and Delhi	64,00,000	Nos	01.04	28-Nov-20
<b>Paper Tubs (500 ml Ice Cream)</b>					
North	Ballabgarh and Delhi	1,30,000	Nos	10.45	28-Nov-20
<b>Plastic Tubs (750 ml Sundae Ice Cream)</b>					
Haryana	Ballabgarh	2,50,000	Nos	12.90	28-Nov-20
<b>Mono Cartons (4 litre Ice Cream)</b>					
North	Ballabgarh, Ghaziabad, Rai and Patparganj	1,00,000	Nos	07.00	27-Nov-20
West	Warana and Mehsana	50,000		09.85	
West Bengal	Kolkata	10,000		08.64	
<b>Mono Cartons (4 litre Vanilla &amp; Strawberry Ice Cream)</b>					
North	Ballabgarh, Ghaziabad, Rai and Patparganj	11,25,000	Nos	07.80	27-Nov-20
West	Warana and Mehsana	1,50,000		06.75	
West Bengal	Kolkata	55,000		08.60	
<b>Mono Cartons (400 gms Milk Cake/ Orange Burfi Tray)</b>					
North	Ballabgarh, Ghaziabad, Rai and Patparganj	10,90,000	Nos	04.20	27-Nov-20
West	Warana and Mehsana	1,50,000		04.25	
<b>Mono Cartons (700 ml Ice Cream)</b>					
North	Ballabgarh, Ghaziabad, Rai and Patparganj	1,00,00,000	Nos	02.10	27-Nov-20
West	Warana and Mehsana	11,50,000		02.09	
West Bengal	Kolkata	6,00,000		02.30	

## Packaging Materials

## Concluded Trades

## Details of Trades

State	Place	Qty	Unit	FOR Rate (₹/Unit)	Trade date
<b>Mono Carton (1 Kg Rasgulla &amp; Gulab Jamun Tin)</b>					
North	Ballabgarh, Ghaziabad, Rai and Patparganj	3,80,000	Nos	06.00	27-Nov-20
<b>Mono Carton (500 gms Rasmalai)</b>					
North	Ballabgarh, Ghaziabad, Rai and Patparganj	3,00,000	Nos	07.00	27-Nov-20
<b>Mono Carton (500 ml Ice Cream)</b>					
North	Ballabgarh, Ghaziabad, Rai and Patparganj	10,000	Nos	02.05	27-Nov-20
<b>Mono Carton (Cassatta)</b>					
North	Ballabgarh, Ghaziabad, Rai and Patparganj	24,00,000	Nos	01.55	27-Nov-20
<b>Mono Cartons (1 litre Ice Cream Cake)</b>					
North	Ballabgarh, Ghaziabad, Rai and Patparganj	1,50,000	Nos	08.40	27-Nov-20
<b>Mono Cartons (1 litre Ice Cream)</b>					
North	Ballabgarh, Ghaziabad, Rai and Patparganj	20,000	Nos	03.10	27-Nov-20
<b>Mono Cartons (1.25 litre Ice Cream)</b>					
North	Ballabgarh, Ghaziabad, Rai and Patparganj	12,00,000	Nos	03.07	27-Nov-20
<b>Mono Cartons (1.5 litre Ice Cream)</b>					
North	Ballabgarh, Ghaziabad, Rai and Patparganj	7,00,000	Nos	03.15	27-Nov-20
<b>Mono Cartons (150 gms Milk Cake/ Orange Burfi Tray)</b>					
North	Ballabgarh, Ghaziabad, Rai and Patparganj	1,60,000	Nos	03.51	27-Nov-20
West	Warana and Mehsana	1,50,000		03.26	
<b>Mono Cartons (500 ml Metallized folding box Ice Cream Cake)</b>					
North	Ballabgarh, Ghaziabad, Rai and Patparganj	1,00,000	Nos	09.87	27-Nov-20
<b>Mono Cartons (750 ml Ice Cream)</b>					
North	Ballabgarh, Ghaziabad, Rai and Patparganj	9,00,000	Nos	02.40	27-Nov-20



## Packaging Materials

## Concluded Trades

Details of Trades					
State	Place	Qty	Unit	FOR Rate (₹/Unit)	Trade date
<b>Mono Cartons (Cassatta Pastry NPD)</b>					
North	Ballabgarh, Ghaziabad, Rai and Patparganj	5,00,000	Nos	02.00	27-Nov-20
<b>Mono Cartons (Ladoo)</b>					
North	Ballabgarh, Ghaziabad, Rai and Patparganj	30,000	Nos	05.50	27-Nov-20
<b>Paper Board Plate (1 litre Ice Cream Cake)</b>					
North	Ballabgarh, Ghaziabad, Rai and Patparganj	1,50,000	Nos	01.05	27-Nov-20
<b>Paper Board Plate (500 ml Ice Cream Cake)</b>					
North	Ballabgarh, Ghaziabad, Rai and Patparganj	1,00,000	Nos	00.95	27-Nov-20
<b>Polyliners (10 kg Dairy Whitener)</b>					
Uttar Pradesh	Etawah	1,600	Kgs	109.80	09-Dec-20
<b>Kraft Paper Bags (10 kg Dairy Whitener)</b>					
Uttar Pradesh	Etawah	20,000	Nos	23.15	09-Dec-20

## Chemicals

## Concluded Trades

Details of Trades				
State	Place	Qty (Kg)	FOR Rate (₹/Kg)	Trade date
<b>Nitric Acid</b>				
Andhra Pradesh	Tirupati	4,000	*12.20	01-Dec-20
Delhi	Patparganj	16,000	*19.00	
Gujarat	Junagadh	25,000	*22.30	24-Dec-20
Uttar Pradesh	Etawah	15,000	*19.90	17-Dec-20
	Pilkhuwa	15,000	*18.00	08-Dec-20
<b>Caustic Soda Lye</b>				
Delhi	Patparganj	1,08,000	*09.30	24-Dec-20
Gujarat	Junagadh	25,000	*10.10	21-Dec-20
Kerala	Alappuzha	15,000	*26.50	18-Dec-20
Rajasthan	Jaipur	10,000	*21.00	04-Dec-20
Uttar Pradesh	Etawah	90,000	*09.30	16-Dec-20
<b>Soap Oil</b>				
Tamil Nadu	Erode	2,000	32.00	04-Dec-20
<b>Caustic Soda Flakes</b>				
Andhra Pradesh	Tirupati	10,000	*26.90	24-Dec-20
Gujarat	Junagadh	17,000	*23.90	23-Dec-20

\* Exclusive of GST

## Others

## Concluded Trades

Details of Trades					
State	Place	Qty	Unit	FOR Rate (₹/Unit)	Trade date
<b>Medical Latex Gloves</b>					
Kerala	Alappuzha	25,000	Nos	04.64	27-Nov-20
<b>Rice Husk</b>					
Gujarat	Junagadh	700		4,500.00	08-Dec-20
Uttar Pradesh	Etawah	1,500	MT	3,038.00	04-Dec-20
	Pilkhuwa	1,000		3,540.00	18-Dec-20
<b>Briquettes</b>					
Gujarat	Junagadh	1,800	MT	*4751.00	16-Dec-20
	Kutch	250		5,581.00	10-Dec-20
<b>Mango Pulp</b>					
Tamil Nadu	Salem	7,000	Kgs	50.00	16-Dec-20
<b>Rice Husk Briquettes</b>					
Bihar	Motihari	300	MT	*5820.00	14-Dec-20
<b>Nisin</b>					
Uttar Pradesh	Noida	1,600	Kgs	*3500.00	01-Dec-20
<b>Maltitol</b>					
Uttar Pradesh	Noida	5,500	Kgs	*162.00	17-Dec-20
<b>Vitamin B-12</b>					
Telangana	Hyderabad	0.50	Kgs	2,82,750.00	01-Oct-20
<b>Vitamin B1</b>					
Telangana	Hyderabad	400	Kgs	3100.00	01-Oct-20
<b>Folic Acid</b>					
Telangana	Hyderabad	10	Kgs	4500.00	01-Oct-20
<b>Citric Acid</b>					
Telangana	Hyderabad	5,000	Kgs	89.00	01-Oct-20
<b>Calcium Carbonate</b>					
Telangana	Hyderabad	5,00,000	Kgs	20.00	01-Oct-20

\* Exclusive of GST

## Scrap

## Concluded Trades

Details of Trades					
State	Place	Qty	Unit	Ex-Plant Rate (₹/Unit)	Trade date
<b>Old/Used Empty Gunny Bags</b>					
Gujarat	Kanjari	2,50,000	Kgs	15.35	27-Nov-20
	Kapdivav	4,36,020		14.71	
	Mogar	8,000		43.23	
Harayana	Saktakhera	2,11,000	Nos	13.60	03-Dec-20
		5,300		18.00	
Rajasthan	Ajmer	80,000	Kgs	15.44	11-Dec-20
	Jodhpur	1,00,000		14.67	22-Dec-20
	Lambiyakalan	25,000		17.25	16-Dec-20
	Nadbai	75,000		13.71	11-Dec-20
	Pali	40,000		14.58	05-Dec-20
Tamil Nadu	Trichy	1,90,036	Nos	05.20	21-Dec-20
<b>Used P P Bags</b>					
Gujarat	Kanjari	15,000	Kgs	06.14	27-Nov-20
	Kapdivav	15,000		06.15	
Rajasthan	Ajmer	11,250	Kgs	15.15	11-Dec-20
	Jodhpur	7,500		12.22	22-Dec-20
	Lambiyakalan	30,000		10.11	16-Dec-20
	Pali	8,000		10.59	05-Dec-20
Tamil Nadu	Erode	30,000		09.57	17-Dec-20
<b>SMP Plastic Bags</b>					
Gujarat	Rajkot	14,050	Nos	04.25	09-Dec-20
<b>Plastic Jars (25/30 Itr)</b>					
Bihar	Barauni	94	Nos	32.00	02-Dec-20
<b>Salt Bags (Sudha Special &amp; Empty Mixed Bag)</b>					
Bihar	Barauni	1,500	Kgs	02.30	02-Dec-20
<b>Sugar Bags</b>					
Bihar	Barauni	4,000	Kgs	32.00	02-Dec-20
<b>Furniture, Fixture and Machinery damaged Item</b>					
Haryana	Saktakhera	01	Lot	5,000.00	03-Dec-20
<b>HDPE Bags</b>					
Haryana	Saktakhera	89,000	Nos	01.35	03-Dec-20
<b>Iron Scrap</b>					
Haryana	Saktakhera	700	Kgs	21.10	03-Dec-20
<b>Old Katta Jute</b>					
Haryana	Rohtak	10,884	Nos	15.50	15-Dec-20

## Scrap

## Concluded Trades

Details of Trades					
State	Place	Qty	Unit	Ex-Plant Rate (₹/Unit)	Trade date
<b>Old Plastic Katta</b>					
Haryana	Rohtak	68,706	Nos	01.56	15-Dec-20
<b>Old Unserviceable Bags</b>					
Haryana	Rohtak	1,66,226	Nos	13.40	15-Dec-20
<b>Powder Bags</b>					
Bihar	Barauni	4,000	Nos	02.80	16-Dec-20
<b>Caustic Bags</b>					
Bihar	Barauni	500	Kgs	24.50	22-Dec-20
<b>Plastic Drum (250 ltr)</b>					
Bihar	Barauni	65	Nos	650.00	22-Dec-20
<b>Kantan</b>					
Gujarat	Kapdivav	2,000	Kgs	25.11	27-Nov-20
<b>Miscellaneous</b>					
Gujarat	Kapdivav	2,300	Nos	58.00	27-Nov-20
<b>Small Bags</b>					
Gujarat	Kanjari	20,000	Nos	18.23	27-Nov-20
	Kapdivav	20,000		18.23	

# Chocolate

# Concluded Trades

## Details of Trades

State	Place	Qty (Kg)	*FOR Rate (₹/Kg)	Trade date
<b>Choco Chips</b>				
North	Etawah, Faridabad, Partparganj and Sonipat	49,875	194.00	18-Nov-20
West	Mehsana and Warana	2,129	194.00	
<b>Cocoa Butter</b>				
East	Kolkata	3,262	415.00	18-Nov-20
North	Etawah, Faridabad, Partparganj and Sonipat	56,167	400.00	
West	Mehsana and Warana	4,521	410.00	
<b>Dark Chocomass</b>				
East	Kolkata	14,873	195.00	18-Nov-20
North	Etawah, Faridabad, Partparganj and Sonipat	3,24,422	174.00	
West	Mehsana and Warana	26,726	185.00	
<b>Milk Chocomass</b>				
East	Kolkata	10,698	215.00	18-Nov-20
North	Etawah, Faridabad, Partparganj and Sonipat	1,93,603	185.00	
West	Mehsana and Warana	16,337	207.00	

\* Exclusive of GST

# Transport

# Concluded Trades

Details of Trades					
State	Place	Qty	Unit	FOR Rate (₹/Unit)	Trade date
<b>Primary Transportation (Vehicle Capacity 06 MT)</b>					
Maharashtra	Vashi To Bhiwandi	55	MT	1,077	18-Nov-20
	Nagpur to Nagpur	55		715	17-Dec-20
<b>Primary Transportation (Vehicle Capacity 09 MT)</b>					
Maharashtra	Vashi to Bhiwandi	55	MT	697	18-Nov-20
Punjab	Dhuri to Hoshiarpur	115		1,200	17-Nov-20
Rajasthan	Bikaner to Jaipur	165		2,500	11-Nov-20
<b>Primary Transportation (Vehicle Capacity 10 MT)</b>					
Maharashtra	Vashi to Goregaon	55	MT	666	18-Nov-20
Rajasthan	Alwar to Kota	165		1,431	11-Nov-20
	Alwar to Udaipur	165		1,584	
	Alwar to Surat	55		2,200	18-Nov-20
	Alwar to Alwar	165		300	17-Dec-20
	Alwar to Delhi	165		1,127	
	Alwar to Jodhpur	165		1,550	
	Jaipur to Barmer	165		1,751	
West Bengal	Baidyabati Kolkata to Kolkatta	60	750		
<b>Primary Transportation (Vehicle Capacity 16 MT)</b>					
Maharashtra	Bharamपुरi to Pune	55	MT	2,442	18-Nov-20
	Bharamपुरi to Goregaon	55		2,582	
	Nagpur to Raipur	55		1,150	17-Dec-20
	Bharamपुरi to Alwar	165		3,941	
	Bharamपुरi to Kolkatta	60		4,786	
Punjab	Dhuri to Delhi	165	3,500	11-Nov-20	
	Dhuri to Hoshiarpur	115	900	17-Nov-20	
	Dhuri to Ahemdabad	55	2,200	09-Nov-20	
	Dhuri to Surat	55	2,499	17-Dec-20	
Rajasthan	Alwar to Jorhat	520	5,171	09-Nov-20	
	Alwar to Patna	90	3,993	10-Nov-20	
	Alwar to Tamkuhi	90	3,994		
	Jaipur to Haridwar	165	1,999	11-Nov-20	
	Jaipur to Tamkuhi	90	3,900		
	Bikaner to Jaipur	165	1,269		
	Alwar to Shahjahanpur	165	2,199		
	Alwar to Haridwar	165	1,584		
Alwar to Raebarely	165	2,330			

# Transport

# Concluded Trades

Details of Trades					
State	Place	Qty	Unit	FOR Rate (₹/Unit)	Trade date
<b>Primary Transportation (Vehicle Capacity 16 MT)</b>					
Rajasthan	Alwar to Anantnag	115	MT	4,800	17-Nov-20
	Jaipur to Anantnag	115		4,813	
	Jaipur to Sopore	115		4,896	
	Alwar to Ayodhya	80		2,878	
	Jaipur to Kasya	80		3,610	
	Jaipur to Bangalore	115		4,869	
	Alwar to Jhansi	80		1,924	
	Alwar to Kasya	80		3,491	
	Jaipur to Pratappur	80		2,384	
	Jaipur to Nagpur	55		2,781	
	Alwar to Jaithari	55		3,399	18-Nov-20
	Jaipur to Raipur	55		3,546	
	Alwar to Deoria	80		3,220	
	Alwar to Hydearbad	115		3,986	
	Alwar to Nagpur	55		3,047	
	Jaipur to Bhopal	55		1,824	
	Alwar to Bangalore	115		5,357	
	Alwar to Farukhabad	80		1,956	17-Dec-20
	Alwar to Gorakhpur	80		3,100	
	Alwar to Jabalpur	55		2,869	
Alwar to Varanasi	80	3,034			
	Jaipur to Mirzapur	80	3,200		
Tamil Nadu	Gummidipoondi Chennai to Bangalore	115	1,330		
	Gummidipoondi Chennai to Hydearbad	115	1,815		
West Bengal	Baidyabati Kolkata to Patna	90	2,100	10-Nov-20	
	Baidyabati Kolkata to Ranchi	90	1,517		
	Baidyabati Kolkata to Bhagalpur	90	1,693	17-Dec-20	
	Baidyabati Kolkata to Purnia	90	1,887		
<b>Primary Transportation (Vehicle Capacity 21 MT)</b>					
Gujarat	Chandisar to Runisaidpur	90	MT	5,749	10-Nov-20
	Kandla to Khurja	165		3,877	11-Nov-20
	Kandla to Kishangarh Bans	165		2,875	
	Kandla to Dudhi	80		5,600	17-Nov-20
	Kandla to Kasya	80		5,600	
Madhya Pradesh	Indore to Sasaram	90	4,113	10-Nov-20	



# Transport

# Concluded Trades

Details of Trades					
State	Place	Qty	Unit	FOR Rate (₹/Unit)	Trade date
<b>Primary Transportation (Vehicle Capacity 21 MT)</b>					
Maharashtra	Latur to Gaya	90		5,700	11-Nov-20
	Latur to Begusarai	90		5,940	
	Latur to Sarai	90		6,732	
	Latur to Bihta	90		5,610	
	Latur to Naubatpur	90		5,500	
	Latur to Masaurhi	90		5,610	
	Nagpur to Raipur	55		1,117	18-Nov-20
	Bharamपुर to Pune	55		2,542	
	Bharamपुर to Goregaon	55		2,582	
	Vashi to Pune	55		997	
	Bharamपुर to Alwar	165		3,641	17-Dec-20
	Bharamपुर to Kolkatta	60		4,581	
	Vashi to Akola	55		2,217	
	Punjab	Dhuri to Srinagar	115		3,437
Dhuri to Ahemdabad		55		2,125	18-Nov-20
Rajasthan	Jaipur to Madhabnagar	60		5,900	09-Nov-20
	Jaipur to Jorhat	520		6,407	
	Alwar to Berhampore	60	MT	4,798	
	Alwar to Kanchrapara	60		3,987	
	Alwar to Madhabnagar	60		4,700	
	Alwar to Khagra	60		4,739	
	Alwar to Baidyabati	60		4,235	
	Alwar to Durgapur	60		3,500	
	Alwar to 24 Parganas N	60		3,987	
	Jaipur to Bhubaneswar	60		4,139	
	Jaipur to Raniganj	60		3,497	
	Jaipur to Benachity	60		3,700	
	Jaipur to Berhampore	60		4,481	
	Jaipur to Rangunathpur	60		3,800	
	Jaipur to Kaliachak	60		4,339	
	Jaipur to Baidyabati	60		4,059	
	Jaipur to Salar	60		4,089	
	Jaipur to Bankura	60		3,750	
	Alwar to Lakhisarai	90		3,600	
	Alwar to Gogri Jamalpur	90		3,865	

# Transport

# Concluded Trades

Details of Trades					
State	Place	Qty	Unit	FOR Rate (₹/Unit)	Trade date
<b>Primary Transportation (Vehicle Capacity 21 MT)</b>					
Rajasthan	Alwar to Pupri	90		3,636	10-Nov-20
	Alwar to Basopatti	90		3,800	
	Alwar to Daudnagar	90		3,594	
	Alwar to Harsidhi	90		3,600	
	Alwar to Madhubani	90		3,787	
	Alwar to Gopalganj	90		3,419	
	Alwar to Jehanabad	90		3,513	
	Alwar to Bairganiya	90		3,771	
	Alwar to Sitamarhi	90		3,700	
	Alwar to Pakridayal	90		3,600	
	Alwar to Kamtaul	90		3,890	
	Alwar to Purnia	90		3,899	
	Alwar to Chas	90		3,594	
	Alwar to Khagaria	90		3,941	
	Alwar to Munger	90		4,314	
	Alwar to Ganpatiganj	90		4,104	11-Nov-20
	Jaipur to Kamtaul	90		4,320	
	Jaipur to Daudnagar	90	MT	3,717	
	Jaipur to Madhubani	90		4,257	
	Jaipur to Aurangabad-	90		3,489	
	Jaipur to Pakridayal	90		3,799	
	Bikaner to Jaipur	165		1,224	
	Jaipur to Dumka	90		4,237	
	Jaipur to Munger	90		4,380	
	Jaipur to Khagaria	90		4,178	
	Jaipur to Agra	165		1,600	17-Nov-20
	Jaipur to Bairganiya	90		3,771	
	Jaipur to Jamo	90		3,860	
	Jaipur to Anantnag	115		3,879	
	Alwar to Lucknow	80		2,027	
	Alwar to Ballia	80		3,050	
	Jaipur to Lucknow	80		2,111	
Jaipur to Varanasi	80		2,827		
Jaipur to Gorakhpur	80		2,777		
Jaipur to Bangalore	115		4,536		

# Transport

# Concluded Trades

Details of Trades					
State	Place	Qty	Unit	FOR Rate (₹/Unit)	Trade date
<b>Primary Transportation (Vehicle Capacity 21 MT)</b>					
Rajasthan	Alwar to Tavdu Haryana	115		1,154	
	Alwar to Anantnag	115		4,896	17-Nov-20
	Jaipur to Shivpur	80		2,232	
	Alwar to Ramgarhcant	55		5,199	
	Jaipur to Ramgarhcant	55		3,933	18-Nov-20
	Alwar to Dumka	55		4,567	
	Alwar to Asansole	60		3,301	
	Alwar to Gorakhpur	80		2,826	
	Alwar to Indore	55		1,697	
	Jaipur to Balasore	60		3,897	
	Jaipur to Buxar	90		3,351	
	Jaipur to Mirzapur	80		2,724	
	Jaipur to Samastipur	90		3,667	
	Jaipur to Singheswar	90		3,929	
	Jaipur to Siwan	90		3,405	
	Alwar to Deoria	80		3,048	
	Alwar to Farukhabad	80		1,650	
	Alwar to Patna	90	MT	3,421	
	Alwar to Runnisaipur	90		3,648	17-Dec-20
	Alwar to Sahar Ghat	90		3,886	
	Alwar to Supaul	90		3,850	
	Alwar to Tribeniganj	90		3,950	
	Jaipur to Azamgarh	80		2,749	
	Jaipur to Chapra	90		3,499	
	Jaipur to Harsidhi	90		3,897	
	Jaipur to Katihar	90		3,989	
	Jaipur to Motihari	90		3,497	
	Jaipur to Muzaffarpur	90		3,529	
	Jaipur to Nawada	90		3,597	
	Jaipur to Ranchi	90		3,387	
	Jaipur to Raxaul	90		3,929	
	Jaipur to Tribeniganj	90		3,997	
Tamil Nadu	Gummidipoondi Chennai to Bhadrak	60		3,411	09-Nov-20
	Gummidipoondi Chennai to Siliguri	60		5,400	
	Gummidipoondi Chennai to Delhi Delhi	165		5,490	11-Nov-20

# Transport

# Concluded Trades

Details of Trades					
State	Place	Qty	Unit	FOR Rate (₹/Unit)	Trade date
<b>Primary Transportation (Vehicle Capacity 21 MT)</b>					
Tamil Nadu	Gummidipoondi Chennai to Raipur	55		2,650	17-Dec-20
	Baidyabati Kolkata to Bihta	90		2,150	
	Baidyabati Kolkata to Buxar	90		2,100	
	Baidyabati Kolkata to Gerabari	90		1,800	
	Baidyabati Kolkata to Desari	90		2,249	
	Baidyabati Kolkata to Chapra	90		2,325	
	Baidyabati Kolkata to Jehanabad	90		2,061	
	Baidyabati Kolkata to Mahnar	90		2,295	
	Baidyabati Kolkata to Forbisganj	90		2,100	
	Baidyabati Kolkata to Muzaffarpur	90		2,350	10-Nov-20
	Baidyabati Kolkata to Katihar	90		2,061	
	Baidyabati Kolkata to Jamui	90		1,840	
	Baidyabati Kolkata to Lalganj-	90		2,390	
	Baidyabati Kolkata to Ranchi	90		1,450	
	Baidyabati Kolkata to Saharsa	90		2,299	
	Baidyabati Kolkata to Siwan	90		2,470	
	Baidyabati Kolkata to Aurangabad-	90		1,987	
	Baidyabati Kolkata to Samastipur	90	MT	2,137	
West Bengal	Baidyabati Kolkata to Lucknow	80		2,430	
	Baidyabati Kolkata to Maharajganj	80		2,660	
	Baidyabati Kolkata to Varanasi	80		2,015	17-Nov-20
	Baidyabati Kolkata to Kanpur	80		2,412	
	Baidyabati Kolkata to Allahabad	80		2,329	
	Baidyabati Kolkata to Ballia	80		2,413	
	Baidyabati Kolkata to Raipur	55		2,045	18-Nov-20
	Baidyabati Kolkata to Begusarai	90		1,943	
	Baidyabati Kolkata to Biharshariff	90		1,798	
	Baidyabati Kolkata to Daltanganj	90		1,750	
	Baidyabati Kolkata to Darbhanga	90		2,089	
	Baidyabati Kolkata to Gaya	90		1,720	
	Baidyabati Kolkata to Harsidhi	90		2,550	17-Dec-20
	Baidyabati Kolkata to Lakhisarai	90		1,921	
	Baidyabati Kolkata to Masaurhi	90		2,020	
	Baidyabati Kolkata to Motihari	90		2,450	
	Baidyabati Kolkata to Nalanda	90		1,875	

# Transport

# Concluded Trades

Details of Trades						
State	Place	Qty	Unit	FOR Rate (₹/Unit)	Trade date	
<b>Primary Transportation (Vehicle Capacity 21 MT)</b>						
West Bengal	Baidyabati Kolkata to Naubatpur	90	MT	1,905	17-Dec-20	
	Baidyabati Kolkata to Patna	90		1,771		
	Baidyabati Kolkata to Purnia	90		1,861		
	Baidyabati Kolkata to Sarai	90		2,131		
	Baidyabati Kolkata to Sasaram	90		1,781		
	Baidyabati Kolkata to Sheohar	90		2,491		
	Baidyabati Kolkata to Hajipur	90		2,141		
	Baidyabati Kolkata to Piro	90		2,210		
<b>Primary Transportation (Vehicle Capacity 27 MT)</b>						
Gujarat	Chandisar to Dhanbad	90	MT	5,000	10-Nov-20	
	Kandla to Jind Haryana	115		3,077	17-Nov-20	
	Kandla to Moga	115		3,707		
	Chandisar to Muzaffarpur	90		5,403	17-Dec-20	
	Chandisar to Patna	90		5,403		
Maharashtra	Latur to Patna	90	MT	5,300	11-Nov-20	
	Latur to Buxar	90		4,914		
	Latur to Muzaffarpur	90		5,110		
Rajasthan	Jaipur to Kamakhya Guri	60	MT	4,200	09-Nov-20	
	Jaipur to Guwahati	520		5,498		
	Jaipur to Raniganj	60		3,200		
	Jaipur to Siliguri	60		3,589		
	Jaipur to Kolkatta	60		3,680		
	Jaipur to Jalpaiguri	60		3,650		
	Jaipur to Ranchi	90		3,168		11-Nov-20
	Alwar to Gorakhpur	80		2,517		17-Nov-20
	Alwar to Lucknow	80		1,895		
	Alwar to Patna	90		3,087		
	Jaipur to Muzaffarpur	90		3,149		
	Jaipur to Purnia	90		3,544		
	Jaipur to Samastipur	90		3,327		17-Dec-20
	Alwar to Muzaffarpur	90		3,057		
	Alwar to Ranchi	90		3,187		
Jaipur to Bhagalpur	90	3,749				
Jaipur to Patna	90	3,149				
Tamil Nadu	Gummidipoondi Chennai to Siliguri	60		5,000	09-Nov-20	

# Transport

# Concluded Trades

Details of Trades					
State	Place	Qty	Unit	FOR Rate (₹/Unit)	Trade date
<b>Primary Transportation (Vehicle Capacity 27 MT)</b>					
West Bengal	Baidyabati Kolkata to Muzaffarpur	90	MT	2,350	10-Nov-20
	Baidyabati Kolkata to Raipur	55		1,987	17-Dec-20
<b>Primary Transportation (Vehicle Capacity 32 MT)</b>					
Gujarat	Kandla to Patna	90		5,027	
	Kandla to Muzzafarpur	90		5,027	11-Nov-20
	Kandla to Agra	165		2,923	
Rajasthan	Alwar to Kolkatta	60		3,769	09-Nov-20
	Jaipur to Kolkatta	60		5,000	
	Alwar to Patna	90	MT	3,067	10-Nov-20
	Jaipur to Chapra	90		3,381	
	Jaipur to Patna	90		3,330	11-Nov-20
	Jaipur to Muzzafarpur	90		3,330	
	Alwar to Muzzafarpur	90		3,049	10-Nov-20
	Alwar to Chapra	90		3,147	

## Newly Introduced



### Seller



**The Haryana State Cooperative  
Supply & Marketing Federation Ltd**

Category: **Scrap** | CFP: **Rohtak & Saktakher**

### Buyer



**Mother Dairy Fruit and Vegetable Pvt Ltd**

Category: **Others** | Plants: **Multiple**



**Karnataka Cooperative  
Milk Producers' Federation Ltd**































Category: **Cattle Feed Ingredients** | CFP: **Kelamangalam**



**The Pondicherry Cooperative  
Milk Producers' Union Ltd**

Category: **Dairy** | Location: **Kurumbapet**

# Associated Brands



“THE CHOCOLATE MARKET IS  
EMERGING AS ONE OF THE FASTEST  
GROWING MARKET IN INDIA”



NCDFI eMarket is facilitating procurement of Chocolates and related products by the member cooperatives through e-auctions from sellers across the country.

## Product Varieties

Choco Chips	Milk Chocolate Dip
Chocolate Syrup	Milk Chocomass
Cocoa Butter	Milk Compound Covering
Cocoa Powder	Plain Compound Covering
Dark Chocomass	White Compound Coating



Scan QR code for eMarket App



## Packaging

Each components are being procured in various pack sizes and at customized packaging as per the buyer requirements.



**National Cooperative Dairy Federation of India Ltd.**  
NDDDB D-Lab Campus, Post Box 79, Anand 388 001  
☎ +91-2692-288388 ☎ 288399 ✉ info@NCDFIeMarket.com  
🌐 www.NCDFIeMarket.com | www.NCDFI.coop